



# LIVING WITH AN INTELLECTUAL DISABILITY IN CANADA: *THE HARSH REALITY*

Adele D. Furrie  
Adele Furrie Consulting Inc.  
Ottawa Ontario

December 2, 2016



# MY PRESENTATION

- **DEMOGRAPHIC**
- **EDUCATION AND WORK**
- **INCOME**
- **HOUSING**
- **VICTIMIZATION**



## *People aged 15 years and older living in private households*

**Population  
without disabilities  
(PwoD) 23,740,290**

**Population  
with disabilities  
excluding PwID 3,651,380  
(PwD not ID)**

**Population  
with intellectual  
disabilities (PwID) 160,530**

*Source: 2012 Canadian Survey on Disability*

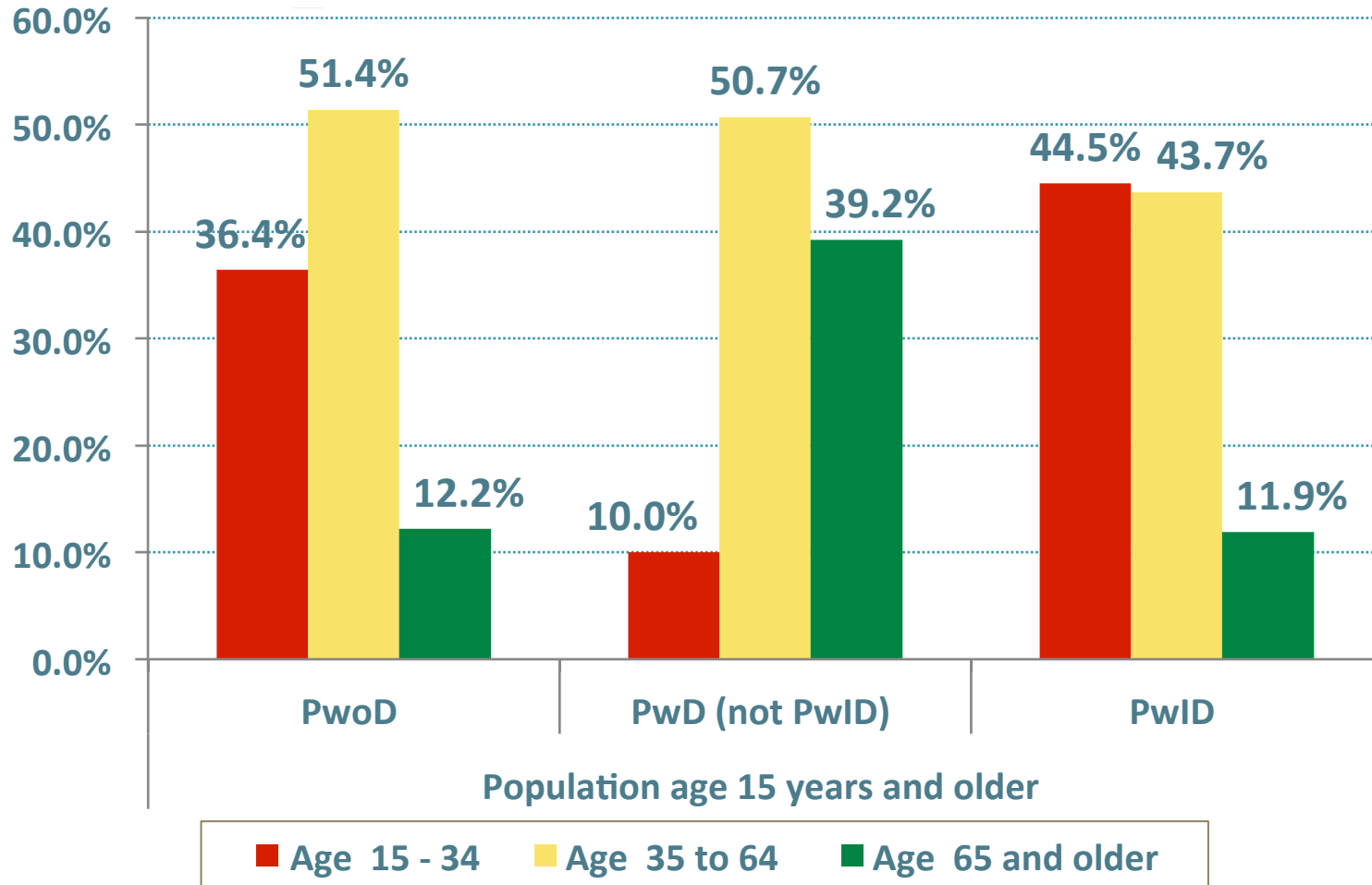
# 2012 CANADIAN SURVEY ON DISABILITY


- Applies the social model of disability
- Identifies 11 types of disability
- Intellectual disability includes persons who responded “Yes” to:

*“Has a doctor, psychologist or other health care professional ever said that you had a developmental disability or disorder? This may include Down syndrome, autism, Asperger syndrome or mental impairment due to lack of oxygen at birth, etc.”*

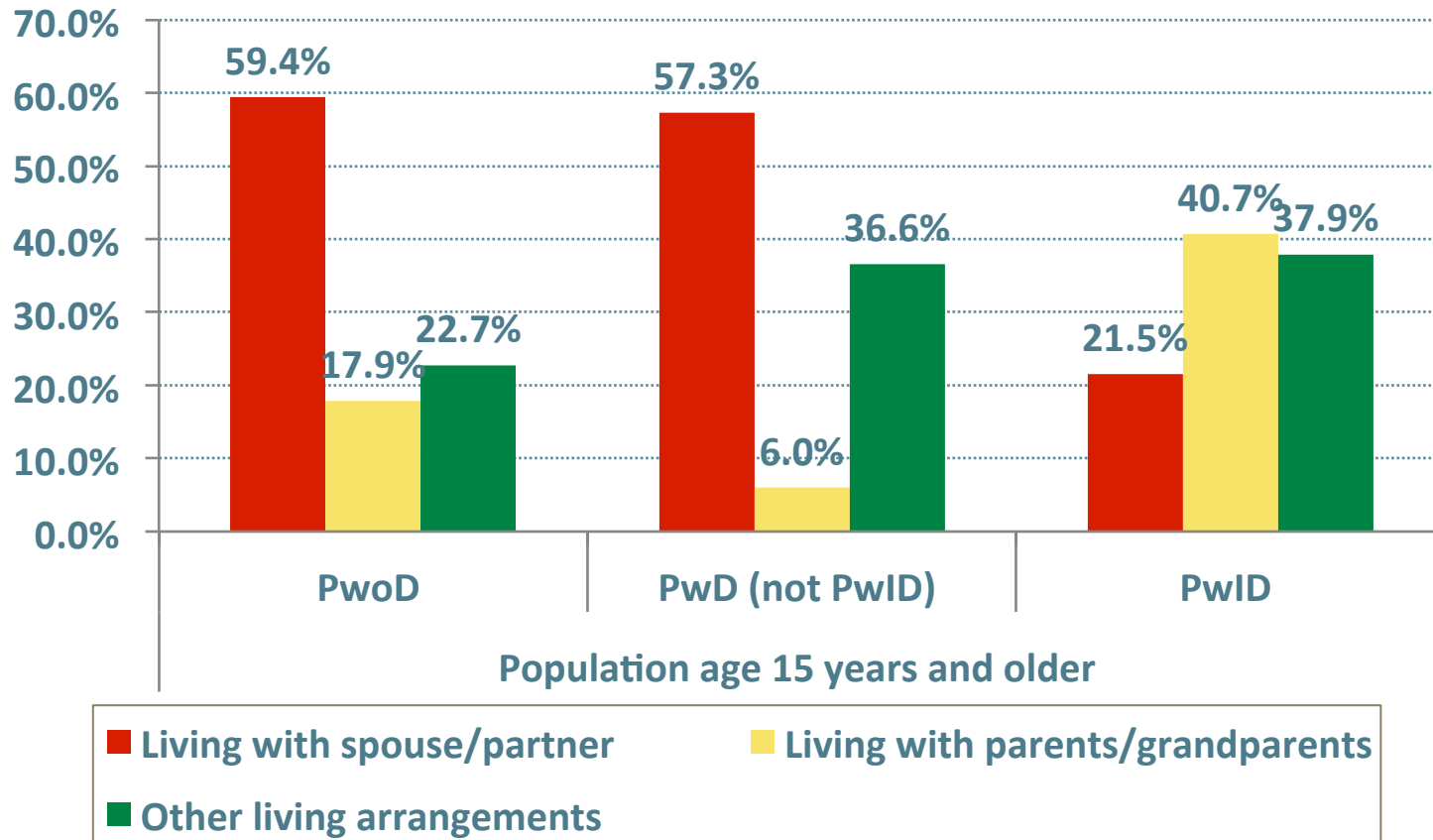


# DEMOGRAPHIC CHARACTERISTICS — AGE





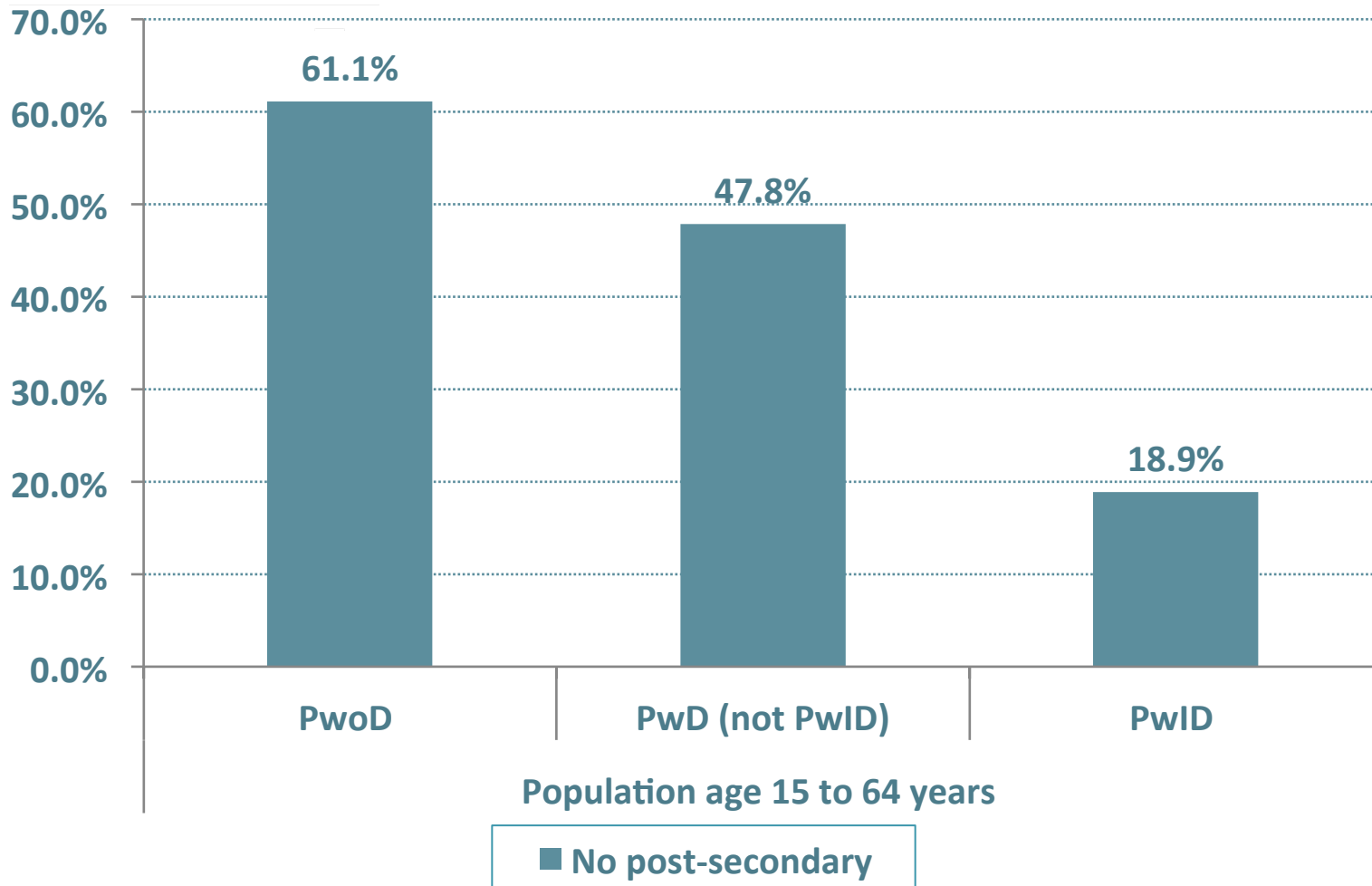
## DEMOGRAPHIC CHARACTERISTICS — LIVING ARRANGEMENTS



Source: 2012 CSD



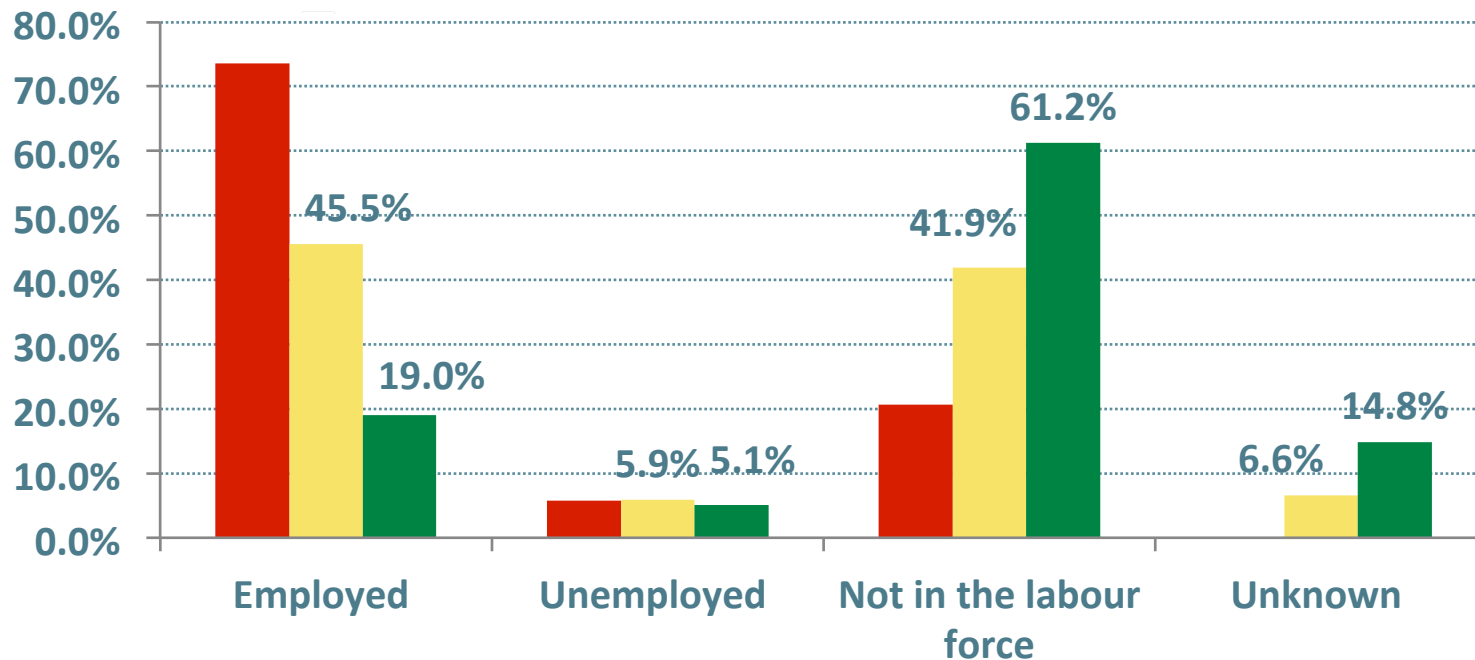
## HIGHEST LEVEL OF EDUCATION



Source: 2012 CSD



# LABOUR FORCE STATUS




- Population age 15 to 64 years PwoD
- Population age 15 to 64 years PwD (not PwID)
- Population age 15 to 64 years PwID



## IMPACT ON INCOME

*Living below the low-income cut-off*



<b>PwoD</b>	<b>10.3%</b>
<b>PwD (not ID)</b>	<b>12.5%</b>
<b>PwID</b>	<b>20.6%</b>

Source: 2012 CSD

## IMPACT ON INCOME

*Reliance on social assistance*



PwD (not ID)	8.6%
PwID	34.3%

Source: 2012 CSD

# IMPACT ON HOUSING

*Living in core housing need*



PwoD	11.1%
PwD (not ID)	11.1%
PwD – ID	15.1%

Source: 2012 CSD

## IMPACT ON LIFE

### *Experienced discrimination in the past 12 months*



<b>PwoD</b>	<b>10.6%</b>
<b>PwD (not cognitive)</b>	<b>19.4%</b>
<b>PwD (cognitive)</b>	<b>34.9%</b>

Source: 2014 GSS

## IMPACT ON LIFE

*Victim of crime within the past 12 months*



<b>PwoD</b>	<b>17.6%</b>
<b>PwD (not cognitive)</b>	<b>20.4%</b>
<b>PwD (cognitive)</b>	<b>28.9%</b>

Source: 2014 GSS

Catalogue no. 89-654-X2015003  
ISBN 978-0-660-02006-8

## Canadian Survey on Disability, 2012

### Developmental disabilities among Canadians aged 15 years and older, 2012

by Christine Bizier, Gail Fawcett, Sabrina Gilbert and  
Carley Marshall

Release date: December 3, 2015



---

 Statistics Canada    Statistique Canada

 Canada

# Thank you!

Adele D. Furrie

Adele Furrie Consulting Inc.

[adfurrie@rogers.com](mailto:adfurrie@rogers.com)

[www.adelefurrie.ca](http://www.adelefurrie.ca)